

Signify Classified - Internal
Cooper Lighting Solutions Photometric Lab
1121 Highway 74 South
Peachtree City, GA 30269



Scaled data based on original data using
LM-79-08 Approved Method: Electrical and Photometric Measurements of Solid-
State Lighting Products

Test Report Prepared for
Cooper Lighting Solutions
(formerly Eaton)

Brand: McGRAW-EDISON

Report Number: P833184

Luminaire Tested: **TTN-D1-735-U-WQ-CG-UPL3**

Issue Date: 5/15/2024

Test Information

Test Method: LM-79-08
Report Number: P833184
REPORT IS FROM IESNA LM-79-08 TEST DATA - UPLIGHT (G3-2308-121-4) AND
Test Lab: INNOVATION CENTER
Issue Date: 5/15/2024
Manufacturer: COOPER LIGHTING SOLUTIONS (FORMERLY EATON)
Product Line: MCGRAW-EDISON
Catalog Number: TTN-D1-735-U-WQ-CG-UPL3
Description: TOPTIER NANO LED PARKING GARAGE LUMINAIRE WITH UPLIGHT
3500K, 70 CRI LEDS AND WIDE DISTRIBUTION WITH CLEAR GLASS
Light Source: -
Ballast/Driver: -

Summary

Lumens per Lamp: N/A
Luminaire Lumens: 3779.7 lumens
Efficiency: N/A
Efficacy: 113.2 lumens/watt
Luminous Opening: Vertical Cylinder (Dia: 0.71' x H: 0.1')
IES Classification: Type V - Short
BUG Rating: B2 - U4 - G1

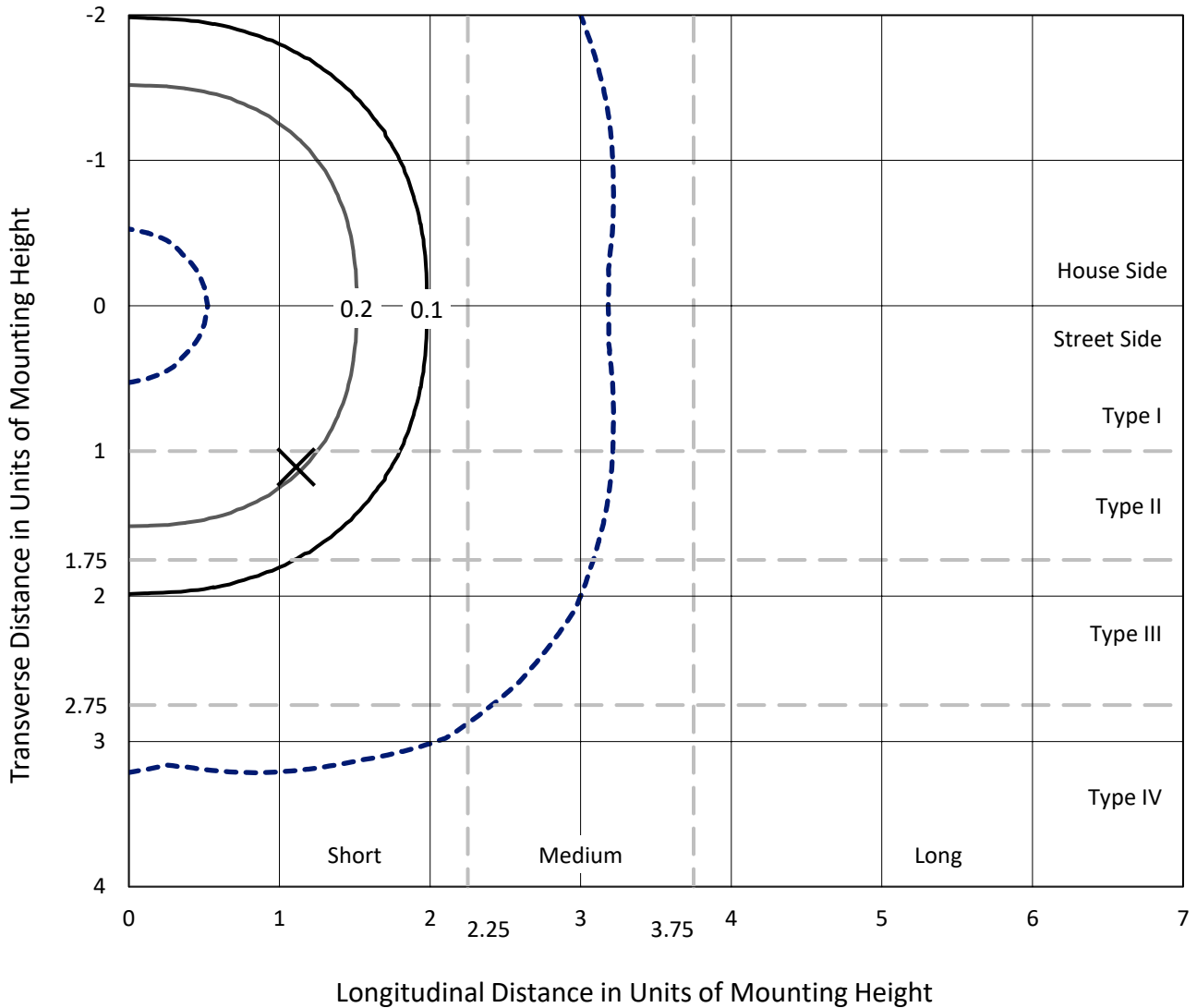
Input Watts (W): 33.4
Input Voltage (V): NR
Input Current (Ain): NR
Voltage Rise (V): NR
Power Factor: NR
Total Harmonic Distortion (THDi): NR
Frequency (hertz): 60
Stabilization Time: NR
Operation Time: NR
Ambient Temperature (°C): NR
Test Distance: 24 FT



REPORT NUMBER: P833184
 CATALOG NUMBER: TTN-D1-735-U-WQ-CG-UPL3

Iso-Footcandle Lines of Horizontal Illumination

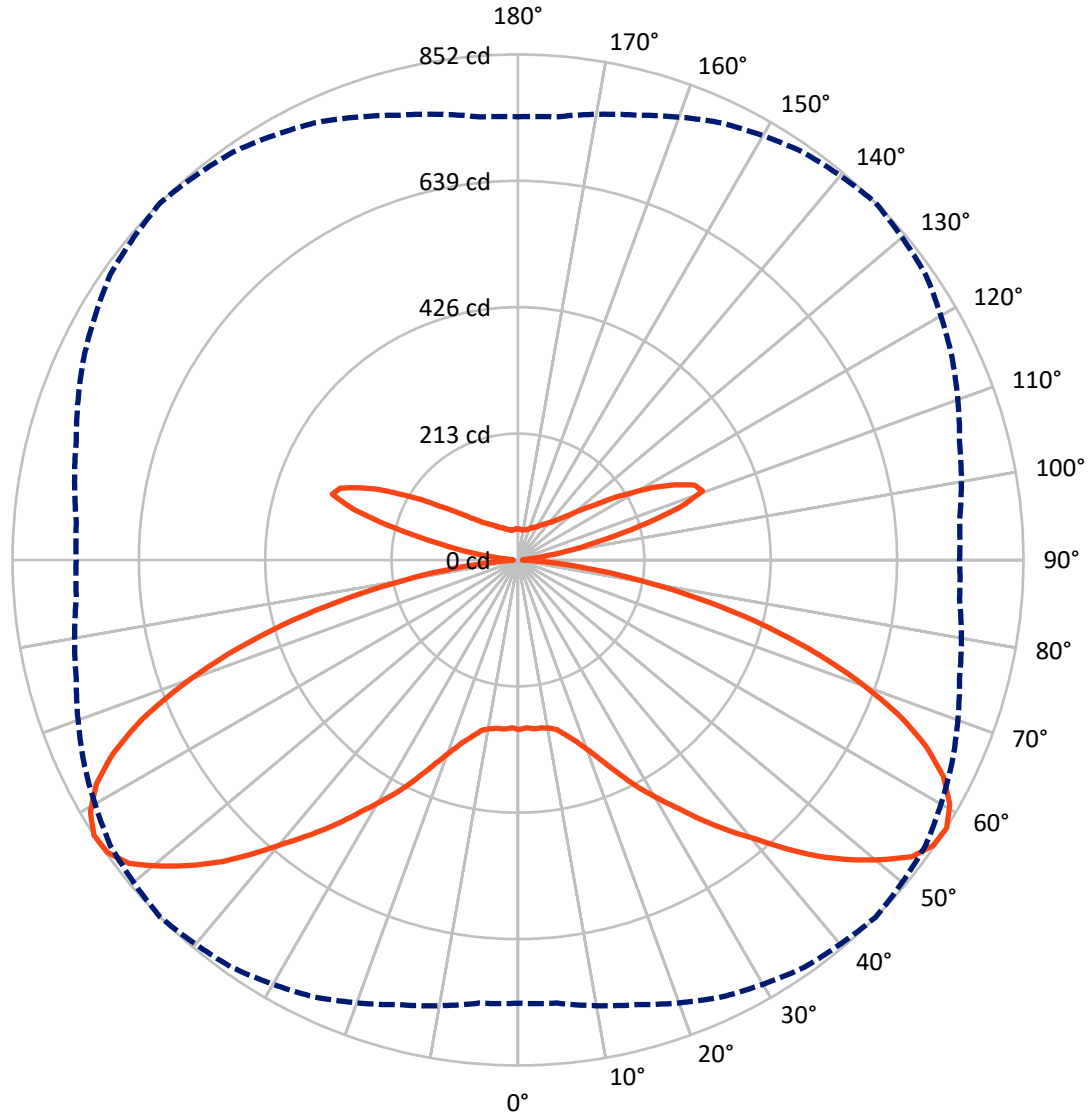
× Max cd
 - - - 1/2 Max cd



Based on 25 foot mounting height. Maximum calculated value = 0.5 fc
 Type V - Short - N/A

REPORT NUMBER: P833184
CATALOG NUMBER: TTN-D1-735-U-WQ-CG-UPL3

Luminous Intensity Polar Plot



— Vertical Plane Through 45-Deg Lateral - - - Horizontal Cone Through 57.5-Deg Vertical

REPORT NUMBER: P833184
 CATALOG NUMBER: TTN-D1-735-U-WQ-CG-UPL3

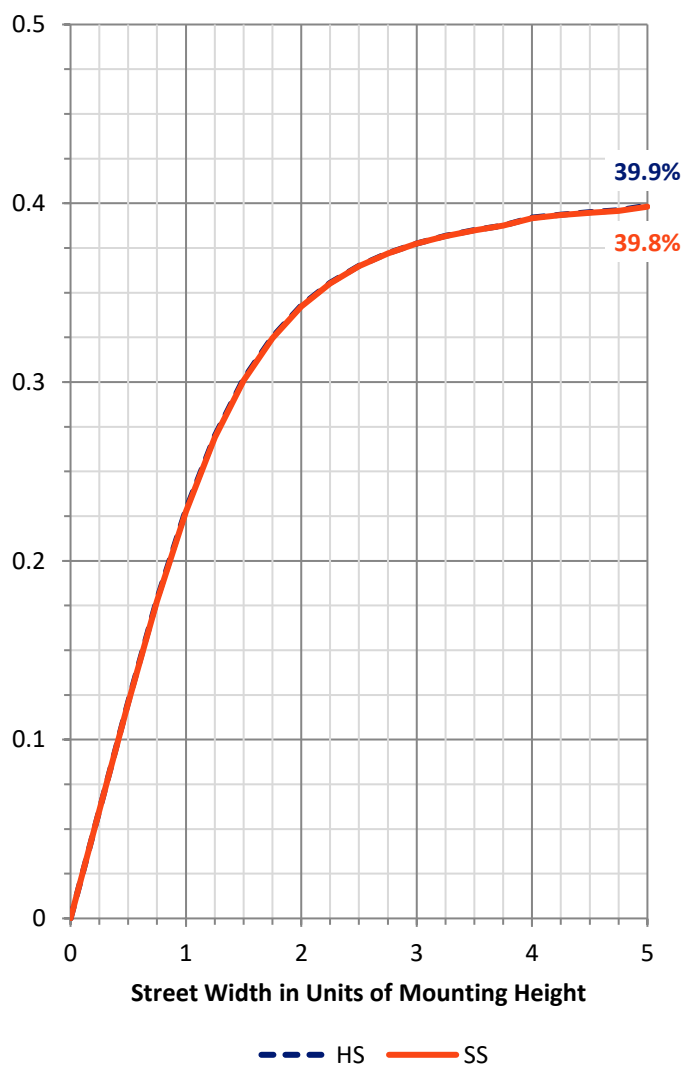
FLUX DISTRIBUTION:

		Downward	Upward	Total
House Side	Lumens	1513.5	376.3	1889.8
	% Fixture	40.0	10.0	50.0
Street Side	Lumens	1513.5	376.3	1889.8
	% Fixture	40.0	10.0	50.0
Total	Lumens	3027.0	752.7	3779.7
	% Fixture	80.1	19.9	100.0

ZONAL LUMENS:

Zone	Lumens	% Fixture
0°-10°	27.3	0.7
10°-20°	88.1	2.3
20°-30°	185.4	4.9
30°-40°	334.3	8.8
40°-50°	531.4	14.1
50°-60°	709.0	18.8
60°-70°	685.0	18.1
70°-80°	397.0	10.5
80°-90°	69.4	1.8
90°-100°	16.8	0.4
100°-110°	170.7	4.5
110°-120°	249.6	6.6
120°-130°	144.9	3.8
130°-140°	76.7	2.0
140°-150°	45.6	1.2
150°-160°	28.1	0.7
160°-170°	15.3	0.4
170°-180°	5.0	0.1
0°-90°	3027.0	80.1
0°-180°	3779.7	100.0

Coefficient of Utilization



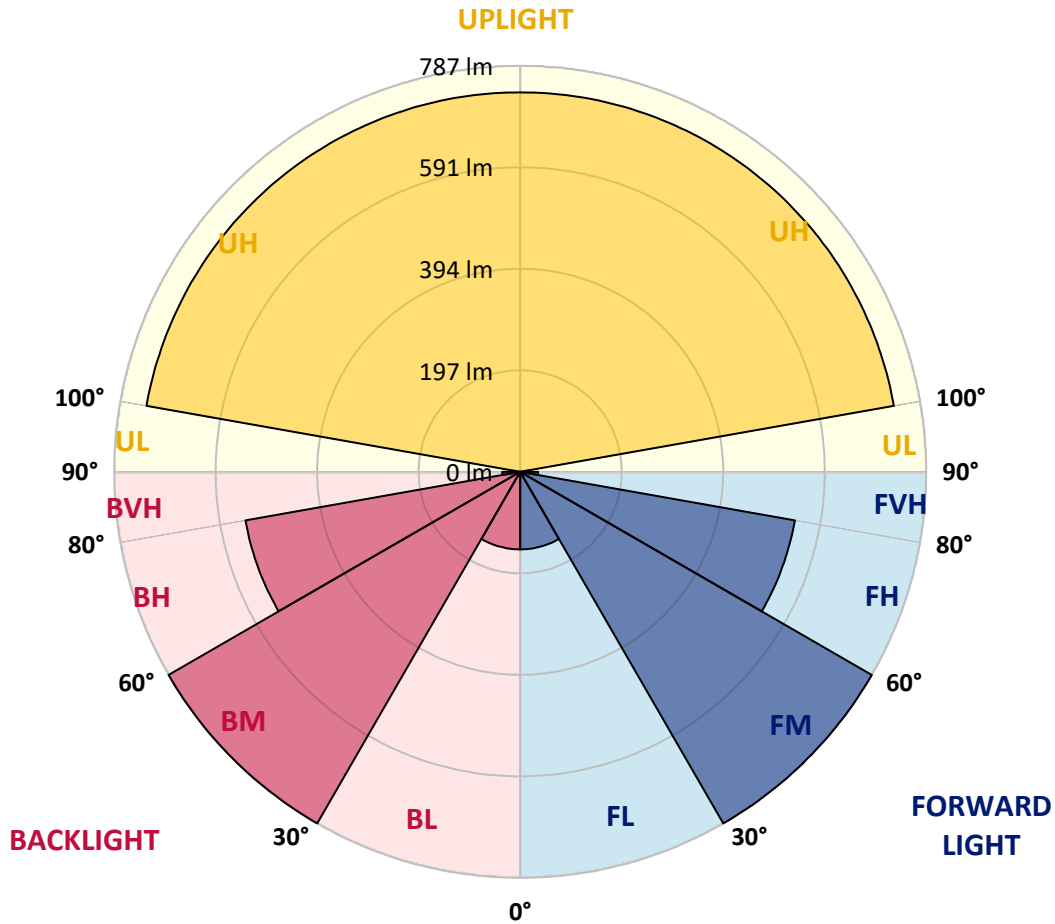
REPORT NUMBER: P833184
 CATALOG NUMBER: TTN-D1-735-U-WQ-CG-UPL3

LUMINAIRE CLASSIFICATION SYSTEM LUMEN TABLE AND BUG RATING:

Zone	Lumens	% Fixture	Zone Rating/Lumen Limit		
			B	U	G
FL (0°-30°)	150.4	4.0			
FM (30°-60°)	787.4	20.8			
FH (60°-80°)	541.0	14.3			G0/660
FVH (80°-90°)	34.7	0.9			G1/100
BL (0°-30°)	150.4	4.0	B1/500		
BM (30°-60°)	787.4	20.8	B1/1000		
BH (60°-80°)	541.0	14.3	B2/1000		G0/660
BVH (80°-90°)	34.7	0.9			G1/100
UL (90°-100°)	16.8	0.4		U2/50	
UH (100°-180°)	735.8	19.5		U4/1000	

BUG Rating: B2-U4-G1

Type V Short





REPORT NUMBER: P833184

CATALOG NUMBER: TTN-D1-735-U-WQ-CG-UPL3

CANDELA DISTRIBUTION (FULL):

	0°	5°	15°	25°	35°	45°	55°	65°	75°	85°	90°
0°	285.9	285.9	285.9	285.9	285.9	285.9	285.9	285.9	285.9	285.9	285.9
2.5°	283.2	283.2	283.2	283.2	283.2	283.2	283.2	283.2	283.2	283.2	283.2
5°	285.9	285.9	285.9	285.9	285.9	285.9	285.9	285.9	285.9	285.9	285.9
7.5°	283.2	283.2	285.9	285.9	285.9	285.9	285.9	285.9	285.9	283.2	283.2
10°	285.9	285.9	285.9	288.5	288.5	288.5	288.5	288.5	285.9	285.9	285.9
12.5°	291.1	291.1	293.7	293.7	293.7	293.7	293.7	293.7	293.7	291.1	291.1
15°	304.2	304.2	304.2	306.8	306.8	306.8	306.8	306.8	304.2	304.2	304.2
17.5°	317.3	317.3	320.0	320.0	322.6	322.6	322.6	320.0	320.0	320.0	320.0
20°	335.7	335.7	338.3	338.3	340.9	343.6	343.6	340.9	338.3	338.3	338.3
22.5°	359.3	361.9	361.9	361.9	364.5	369.8	367.2	364.5	361.9	361.9	361.9
25°	388.1	390.8	393.4	393.4	396.0	401.3	401.3	393.4	393.4	393.4	393.4
27.5°	422.2	424.9	427.5	427.5	430.1	435.3	432.7	427.5	427.5	424.9	424.9
30°	453.7	456.3	458.9	461.6	464.2	466.8	466.8	461.6	458.9	456.3	453.7
32.5°	485.2	485.2	490.4	495.7	500.9	500.9	503.5	495.7	490.4	485.2	482.5
35°	516.6	519.3	521.9	529.8	537.6	540.2	537.6	529.8	521.9	516.6	516.6
37.5°	550.7	553.4	556.0	566.5	574.3	579.6	574.3	566.5	556.0	550.7	548.1
40°	587.5	590.1	592.7	605.8	613.7	618.9	611.1	603.2	592.7	587.5	584.8
42.5°	621.5	626.8	632.0	647.8	660.9	666.1	658.3	645.1	634.7	621.5	618.9
45°	663.5	668.8	676.6	692.4	705.5	713.3	702.8	689.7	674.0	663.5	660.9
47.5°	697.6	702.8	710.7	731.7	750.0	755.3	744.8	729.1	708.1	695.0	692.4
50°	723.8	729.1	744.8	768.4	789.4	794.6	784.1	763.2	739.6	721.2	718.6
52.5°	744.8	750.0	768.4	799.9	823.5	831.3	818.2	794.6	763.2	742.2	739.6
55°	755.3	757.9	781.5	815.6	839.2	849.7	836.6	810.4	776.3	752.7	750.0
57.5°	747.4	750.0	776.3	813.0	839.2	852.3	839.2	807.7	771.0	747.4	744.8
60°	731.7	731.7	755.3	797.3	828.7	836.6	823.5	792.0	752.7	729.1	726.4
62.5°	702.8	700.2	729.1	765.8	797.3	805.1	794.6	763.2	723.8	700.2	697.6
65°	647.8	642.5	684.5	718.6	747.4	755.3	747.4	718.6	681.9	645.1	639.9
67.5°	582.2	574.3	613.7	653.0	679.2	689.7	679.2	655.6	613.7	577.0	574.3
70°	514.0	506.2	537.6	571.7	600.6	605.8	595.3	571.7	532.4	508.8	508.8
72.5°	432.7	424.9	453.7	479.9	508.8	514.0	503.5	482.5	453.7	430.1	427.5
75°	343.6	335.7	361.9	382.9	411.7	414.4	409.1	385.5	361.9	338.3	338.3
77.5°	254.4	246.5	267.5	285.9	309.5	309.5	306.8	288.5	267.5	251.8	251.8
80°	167.8	162.6	181.0	188.8	209.8	209.8	207.2	194.1	178.3	167.8	165.2
82.5°	94.4	89.2	104.9	107.5	123.3	123.3	120.6	110.1	99.7	91.8	91.8
85°	36.7	31.5	42.0	44.6	52.5	52.5	49.8	47.2	39.3	34.1	34.1
87.5°	2.6	2.6	5.2	5.2	7.9	7.9	7.9	5.2	5.2	2.6	2.6
90°	6.4	6.4	7.7	7.7	7.7	7.7	7.7	7.7	7.7	6.4	6.4
92.5°	6.4	6.4	6.4	9.0	10.3	9.0	10.3	7.7	7.7	6.4	6.4
95°	7.7	7.7	9.0	11.6	14.2	15.5	15.5	9.0	9.0	7.7	7.7
97.5°	10.3	11.6	11.6	14.2	23.2	42.5	25.8	12.9	12.9	11.6	10.3
100°	16.7	18.0	18.0	32.2	68.2	91.4	65.7	33.5	24.5	18.0	18.0
102.5°	54.1	56.7	69.5	104.3	154.5	140.4	118.5	112.0	77.3	61.8	59.2
105°	137.8	136.5	146.8	173.8	216.3	212.5	195.7	177.7	153.2	141.6	141.6
107.5°	181.6	181.6	190.6	213.8	245.9	287.1	291.0	230.5	202.2	189.3	188.0
110°	204.7	204.7	212.5	231.8	274.3	332.2	329.6	284.6	249.8	233.1	230.5



REPORT NUMBER: P833184
 CATALOG NUMBER: TTN-D1-735-U-WQ-CG-UPL3

CANDELA DISTRIBUTION (continued):

	0°	5°	15°	25°	35°	45°	55°	65°	75°	85°	90°
112.5°	209.9	211.2	221.5	251.1	297.5	323.2	311.6	293.6	278.1	265.3	262.7
115°	217.6	217.6	229.2	257.5	283.3	293.6	280.7	266.5	256.2	251.1	253.7
117.5°	215.0	218.9	221.5	236.9	253.7	261.4	255.0	235.6	227.9	225.3	221.5
120°	199.6	199.6	202.2	209.9	218.9	222.8	220.2	207.3	200.9	199.6	197.0
122.5°	177.7	179.0	177.7	181.6	188.0	191.9	189.3	179.0	176.4	176.4	173.8
125°	155.8	155.8	154.5	157.1	161.0	159.7	161.0	155.8	154.5	154.5	153.2
127.5°	140.4	139.1	136.5	137.8	139.1	139.1	140.4	135.2	136.5	137.8	136.5
130°	124.9	124.9	122.3	122.3	122.3	119.8	122.3	119.8	121.0	122.3	123.6
132.5°	110.7	110.7	106.9	105.6	105.6	105.6	106.9	105.6	108.2	110.7	110.7
135°	99.2	99.2	95.3	96.6	96.6	95.3	96.6	95.3	97.9	99.2	99.2
137.5°	90.1	90.1	87.6	87.6	87.6	86.3	87.6	87.6	88.8	91.4	92.7
140°	82.4	82.4	81.1	81.1	79.8	81.1	81.1	81.1	82.4	83.7	83.7
142.5°	78.5	77.3	76.0	74.7	76.0	76.0	76.0	74.7	76.0	78.5	78.5
145°	72.1	72.1	70.8	70.8	70.8	72.1	70.8	70.8	72.1	72.1	73.4
147.5°	68.2	68.2	67.0	68.2	68.2	68.2	68.2	67.0	68.2	68.2	69.5
150°	67.0	65.7	64.4	65.7	65.7	64.4	64.4	64.4	64.4	65.7	65.7
152.5°	63.1	63.1	61.8	63.1	61.8	61.8	61.8	61.8	61.8	63.1	64.4
155°	60.5	60.5	59.2	60.5	60.5	60.5	60.5	60.5	60.5	60.5	60.5
157.5°	57.9	59.2	57.9	57.9	57.9	57.9	57.9	57.9	57.9	59.2	59.2
160°	56.7	56.7	56.7	56.7	55.4	55.4	55.4	56.7	56.7	56.7	57.9
162.5°	55.4	55.4	55.4	55.4	54.1	54.1	54.1	54.1	55.4	55.4	56.7
165°	55.4	54.1	54.1	54.1	52.8	52.8	52.8	52.8	54.1	55.4	54.1
167.5°	52.8	52.8	52.8	52.8	52.8	51.5	51.5	52.8	52.8	52.8	54.1
170°	52.8	52.8	51.5	51.5	51.5	51.5	51.5	51.5	51.5	51.5	52.8
172.5°	52.8	52.8	52.8	52.8	51.5	51.5	51.5	51.5	51.5	52.8	52.8
175°	52.8	52.8	52.8	52.8	51.5	51.5	51.5	52.8	52.8	52.8	51.5
177.5°	52.8	52.8	52.8	52.8	51.5	52.8	52.8	52.8	52.8	52.8	52.8
180°	52.8	52.8	52.8	52.8	52.8	52.8	52.8	52.8	52.8	52.8	52.8

Cooper Lighting Solutions Photometric Lab
1121 Highway 74 South
Peachtree City, GA 30269



LM-79-2019: Approved Method: Electrical and Photometric Measurements of Solid-State Lighting Products

Report Prepared for

Cooper Lighting Solutions

MCGRAW EDISON

Report Number: SP1-2411-284-1

Test Date: 11/15/2024

Luminaire Tested: TTN-D0-735-U-WQ

Data in this report applies to TT and TTN families of products

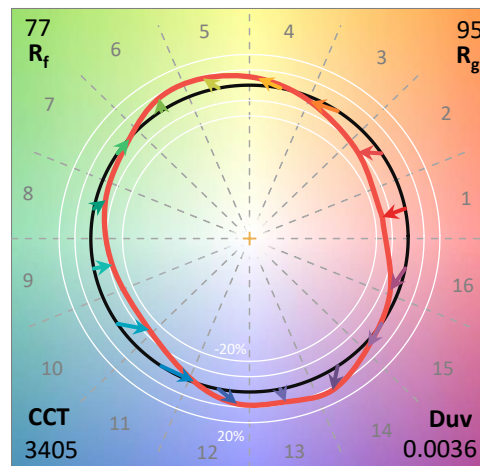
Test Information

Test Method: LM-79-2019
 Report Number: SP1-2411-284-1
 Test Lab: COOPER LIGHTING SOLUTIONS
 Photometer: SP1 - 76IN SPHERE
 Measurement Geometry: 4π
 Issue Date: 11/15/2024
 Manufacturer: COOPER LIGHTING SOLUTIONS
 Product Line: MCGRAW EDISON
 Catalog Number: **TTN-D0-735-U-WQ**
 Description: TOPTIER NANO LED PARKING GARAGE LUMINAIRE. 3500K, 70 CRI LEDS AND WIDE DISTRIBUTION

Spectral Parameters

CCT (K): 3405
 CIE u': 0.2365
 CIE v': 0.5180
 Duv: 0.0036
 CIE x: 0.4148
 CIE y: 0.4038
 CIE z: 0.1814
 Peak Wavelength (nm): 596
 Dominant Wavelength (nm): 579
 Purity: 45.70672
 Rf: 76.6
 Rg: 95.4

CRI (Ra):	73.9		
R1:	71.3	R9:	-18.0
R2:	80.3	R10:	53.1
R3:	87.8	R11:	68.6
R4:	73.2	R12:	42.6
R5:	69.8	R13:	72.5
R6:	71.8	R14:	92.7
R7:	82.8	R15:	64.3
R8:	54.1		



Test Conditions

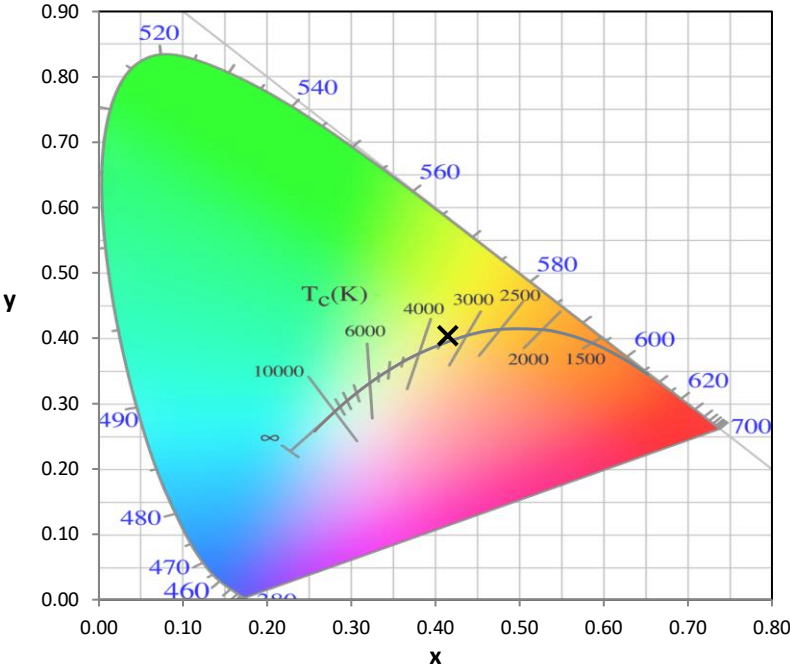
Stabilization Time: 38M
 Operation Time: 1H 38M
 Sphere Temperature (°C): 24.9

REPORT NUMBER: SP1-2411-284-1

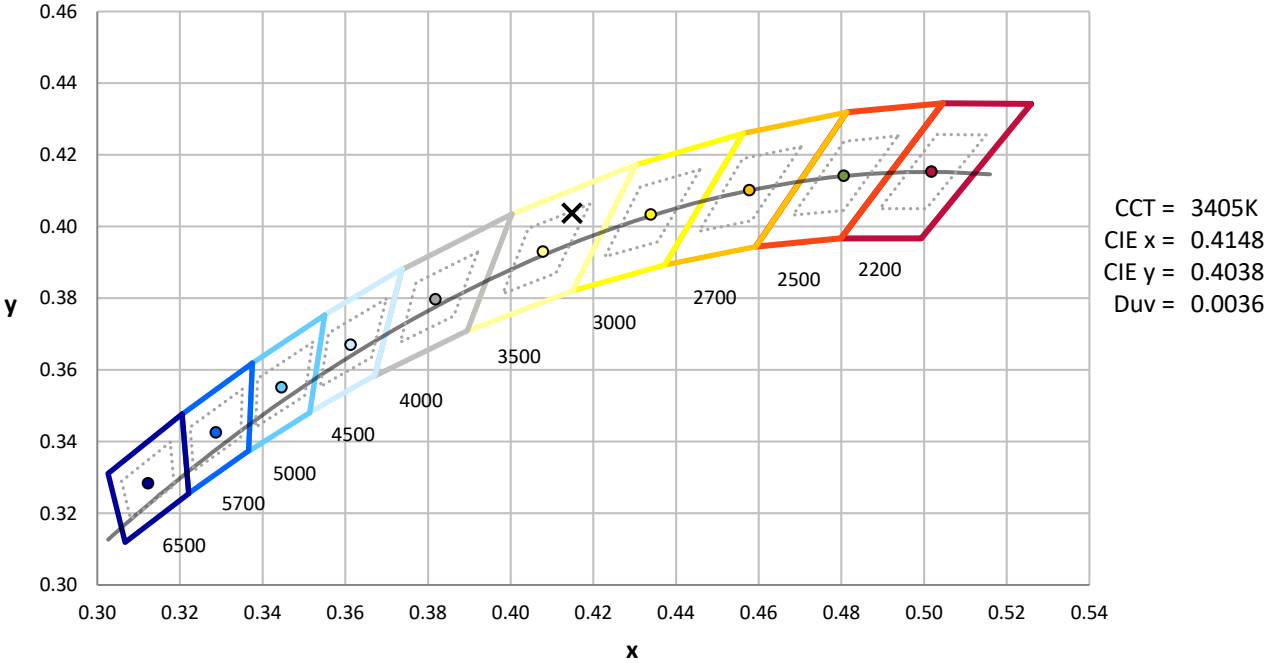
Measurement and Test Equipment			
Instrument	Identification Number	Calibration Date	Calibration Due Date
Photometer	IN0058	6/18/2024	12/18/2024
Power Meter	INXT2011004	2/8/2024	2/8/2025
AC Power Source	IN0063	10/22/2024	10/22/2025
DC Power Source	IN0208	10/22/2024	10/22/2025
Sphere Thermometer	IN0085	10/22/2024	10/22/2025
Room Thermometer	IN0046	10/22/2024	10/22/2025

REPORT NUMBER: SP1-2411-284-1

CIE 1931 Chromaticity Diagram



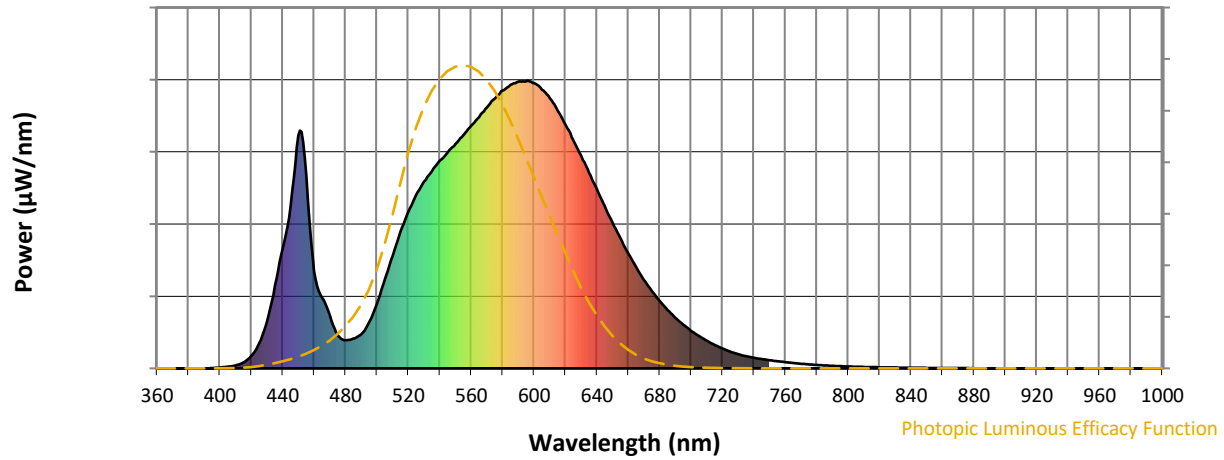
CIE 1931 Chromaticity Diagram with 2017 ANSI 7-Step and 4-Step Quadrangles



Point lies inside the ANSI 3500K 4-step quadrangle

REPORT NUMBER: SP1-2411-284-1

Photopic Flux vs. Wavelength

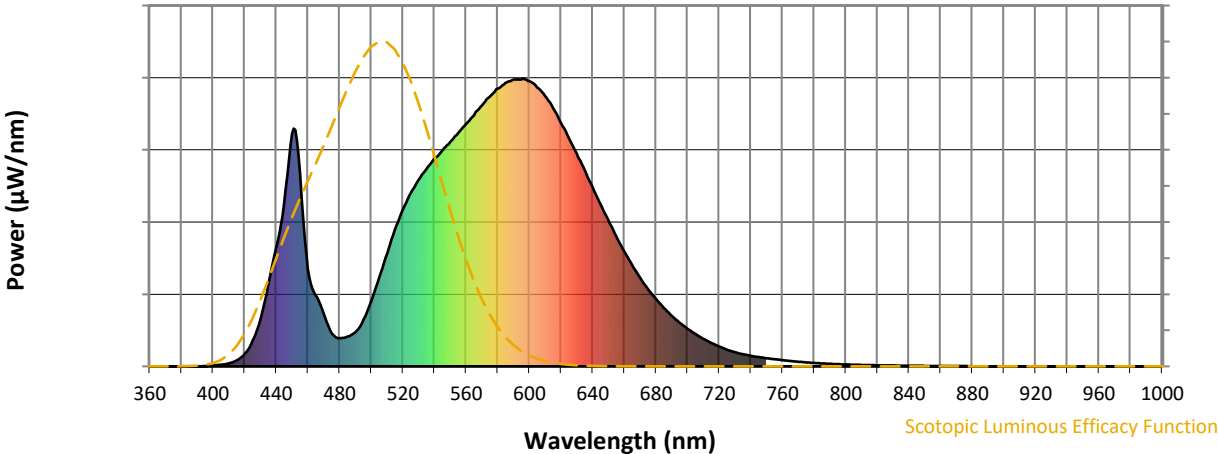


Photopic Lumens: NR

λ (nm)	Power W [^] /nm	Lumens (ϕ /nm)	λ (nm)	Power W [^] /nm	Lumens (ϕ /nm)	λ (nm)	Power W [^] /nm	Lumens (ϕ /nm)	λ (nm)	Power W [^] /nm	Lumens (ϕ /nm)	λ (nm)	Power W [^] /nm	Lumens (ϕ /nm)
360	0	NR	490	119	NR	620	846	NR	750	28	NR	880	1	NR
365	0	NR	495	160	NR	625	793	NR	755	25	NR	885	0	NR
370	0	NR	500	225	NR	630	739	NR	760	22	NR	890	0	NR
375	0	NR	505	308	NR	635	681	NR	765	19	NR	895	0	NR
380	0	NR	510	392	NR	640	623	NR	770	16	NR	900	0	NR
385	0	NR	515	474	NR	645	563	NR	775	14	NR	905	0	NR
390	0	NR	520	545	NR	650	506	NR	780	12	NR	910	0	NR
395	1	NR	525	603	NR	655	451	NR	785	10	NR	915	0	NR
400	3	NR	530	649	NR	660	399	NR	790	9	NR	920	0	NR
405	5	NR	535	687	NR	665	352	NR	795	8	NR	925	0	NR
410	11	NR	540	721	NR	670	307	NR	800	6	NR	930	0	NR
415	21	NR	545	751	NR	675	268	NR	805	6	NR	935	0	NR
420	43	NR	550	779	NR	680	234	NR	810	5	NR	940	0	NR
425	88	NR	555	811	NR	685	203	NR	815	4	NR	945	0	NR
430	163	NR	560	843	NR	690	176	NR	820	4	NR	950	0	NR
435	288	NR	565	873	NR	695	152	NR	825	3	NR	955	0	NR
440	416	NR	570	907	NR	700	131	NR	830	3	NR	960	0	NR
445	566	NR	575	938	NR	705	112	NR	835	3	NR	965	0	NR
450	810	NR	580	965	NR	710	96	NR	840	2	NR	970	0	NR
455	669	NR	585	986	NR	715	81	NR	845	2	NR	975	0	NR
460	338	NR	590	997	NR	720	69	NR	850	2	NR	980	0	NR
465	246	NR	595	997	NR	725	58	NR	855	1	NR	985	0	NR
470	182	NR	600	991	NR	730	49	NR	860	1	NR	990	0	NR
475	115	NR	605	968	NR	735	42	NR	865	1	NR	995	0	NR
480	97	NR	610	939	NR	740	37	NR	870	1	NR	1000	0	NR
485	103	NR	615	896	NR	745	32	NR	875	1	NR			

REPORT NUMBER: SP1-2411-284-1

Scotopic Flux vs. Wavelength



Scotopic Lumens: NR

S/P: 1.33

λ (nm)	Power W [^] /nm	Lumens (φ/nm)	λ (nm)	Power W [^] /nm	Lumens (φ/nm)	λ (nm)	Power W [^] /nm	Lumens (φ/nm)	λ (nm)	Power W [^] /nm	Lumens (φ/nm)	λ (nm)	Power W [^] /nm	Lumens (φ/nm)
360	0	NR	490	119	NR	620	846	NR	750	28	NR	880	1	NR
365	0	NR	495	160	NR	625	793	NR	755	25	NR	885	0	NR
370	0	NR	500	225	NR	630	739	NR	760	22	NR	890	0	NR
375	0	NR	505	308	NR	635	681	NR	765	19	NR	895	0	NR
380	0	NR	510	392	NR	640	623	NR	770	16	NR	900	0	NR
385	0	NR	515	474	NR	645	563	NR	775	14	NR	905	0	NR
390	0	NR	520	545	NR	650	506	NR	780	12	NR	910	0	NR
395	1	NR	525	603	NR	655	451	NR	785	10	NR	915	0	NR
400	3	NR	530	649	NR	660	399	NR	790	9	NR	920	0	NR
405	5	NR	535	687	NR	665	352	NR	795	8	NR	925	0	NR
410	11	NR	540	721	NR	670	307	NR	800	6	NR	930	0	NR
415	21	NR	545	751	NR	675	268	NR	805	6	NR	935	0	NR
420	43	NR	550	779	NR	680	234	NR	810	5	NR	940	0	NR
425	88	NR	555	811	NR	685	203	NR	815	4	NR	945	0	NR
430	163	NR	560	843	NR	690	176	NR	820	4	NR	950	0	NR
435	288	NR	565	873	NR	695	152	NR	825	3	NR	955	0	NR
440	416	NR	570	907	NR	700	131	NR	830	3	NR	960	0	NR
445	566	NR	575	938	NR	705	112	NR	835	3	NR	965	0	NR
450	810	NR	580	965	NR	710	96	NR	840	2	NR	970	0	NR
455	669	NR	585	986	NR	715	81	NR	845	2	NR	975	0	NR
460	338	NR	590	997	NR	720	69	NR	850	2	NR	980	0	NR
465	246	NR	595	997	NR	725	58	NR	855	1	NR	985	0	NR
470	182	NR	600	991	NR	730	49	NR	860	1	NR	990	0	NR
475	115	NR	605	968	NR	735	42	NR	865	1	NR	995	0	NR
480	97	NR	610	939	NR	740	37	NR	870	1	NR	1000	0	NR
485	103	NR	615	896	NR	745	32	NR	875	1	NR			

REPORT NUMBER: SP1-2411-284-1

Melanopic Flux vs. Wavelength



Melanopic Lumens: NR

M/P: 2.47

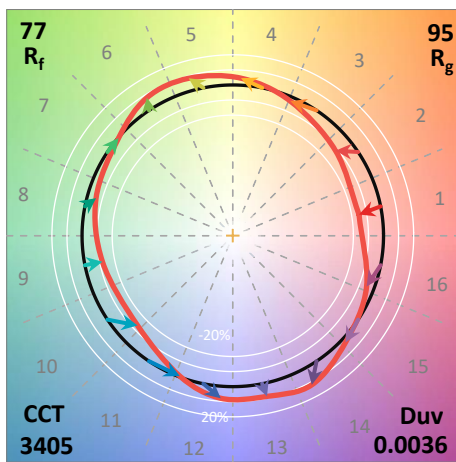
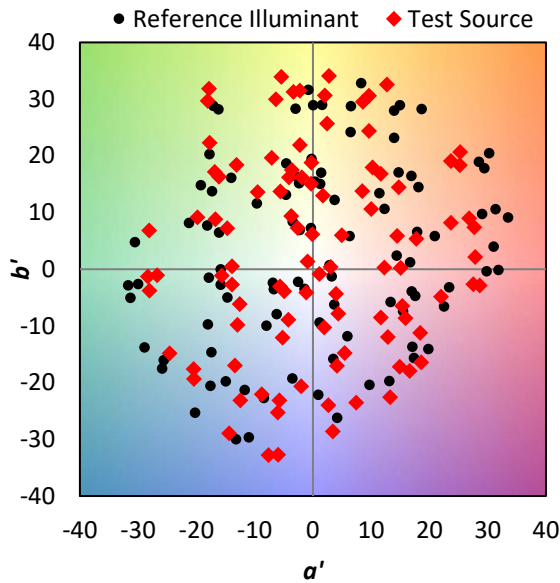
λ (nm)	Power W [^] /nm	Lumens (ϕ /nm)	λ (nm)	Power W [^] /nm	Lumens (ϕ /nm)	λ (nm)	Power W [^] /nm	Lumens (ϕ /nm)	λ (nm)	Power W [^] /nm	Lumens (ϕ /nm)	λ (nm)	Power W [^] /nm	Lumens (ϕ /nm)
360	0	NR	490	119	NR	620	846	NR	750	28	NR	880	1	NR
365	0	NR	495	160	NR	625	793	NR	755	25	NR	885	0	NR
370	0	NR	500	225	NR	630	739	NR	760	22	NR	890	0	NR
375	0	NR	505	308	NR	635	681	NR	765	19	NR	895	0	NR
380	0	NR	510	392	NR	640	623	NR	770	16	NR	900	0	NR
385	0	NR	515	474	NR	645	563	NR	775	14	NR	905	0	NR
390	0	NR	520	545	NR	650	506	NR	780	12	NR	910	0	NR
395	1	NR	525	603	NR	655	451	NR	785	10	NR	915	0	NR
400	3	NR	530	649	NR	660	399	NR	790	9	NR	920	0	NR
405	5	NR	535	687	NR	665	352	NR	795	8	NR	925	0	NR
410	11	NR	540	721	NR	670	307	NR	800	6	NR	930	0	NR
415	21	NR	545	751	NR	675	268	NR	805	6	NR	935	0	NR
420	43	NR	550	779	NR	680	234	NR	810	5	NR	940	0	NR
425	88	NR	555	811	NR	685	203	NR	815	4	NR	945	0	NR
430	163	NR	560	843	NR	690	176	NR	820	4	NR	950	0	NR
435	288	NR	565	873	NR	695	152	NR	825	3	NR	955	0	NR
440	416	NR	570	907	NR	700	131	NR	830	3	NR	960	0	NR
445	566	NR	575	938	NR	705	112	NR	835	3	NR	965	0	NR
450	810	NR	580	965	NR	710	96	NR	840	2	NR	970	0	NR
455	669	NR	585	986	NR	715	81	NR	845	2	NR	975	0	NR
460	338	NR	590	997	NR	720	69	NR	850	2	NR	980	0	NR
465	246	NR	595	997	NR	725	58	NR	855	1	NR	985	0	NR
470	182	NR	600	991	NR	730	49	NR	860	1	NR	990	0	NR
475	115	NR	605	968	NR	735	42	NR	865	1	NR	995	0	NR
480	97	NR	610	939	NR	740	37	NR	870	1	NR	1000	0	NR
485	103	NR	615	896	NR	745	32	NR	875	1	NR			

Summary

$R_f = 76.6$
 $R_g = 95.4$
 $CIE R_a = 73.9$
 $R_g = -18.0$

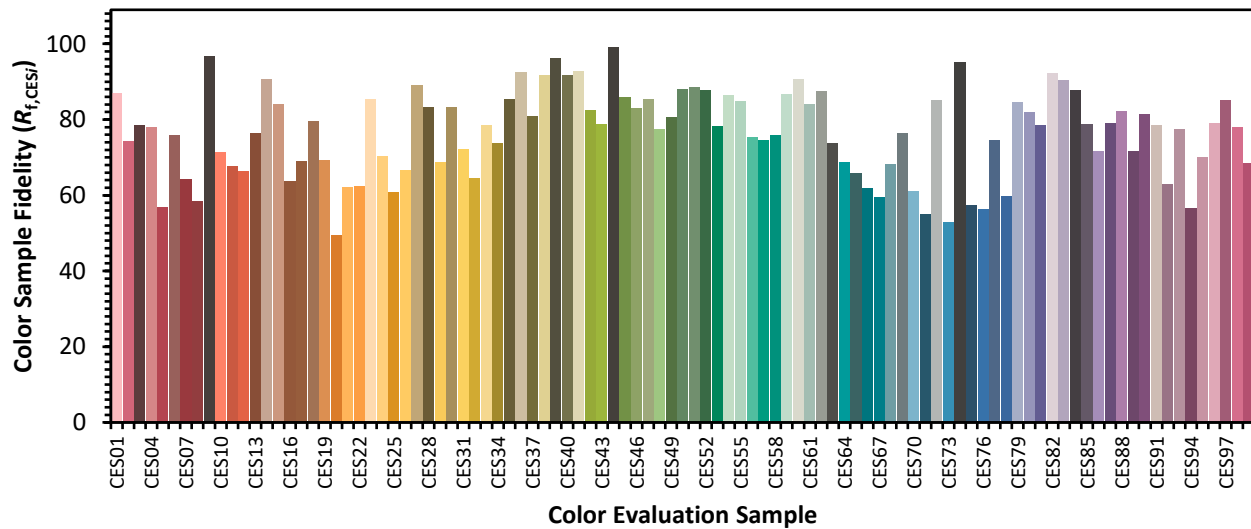


Color Vector Graphics

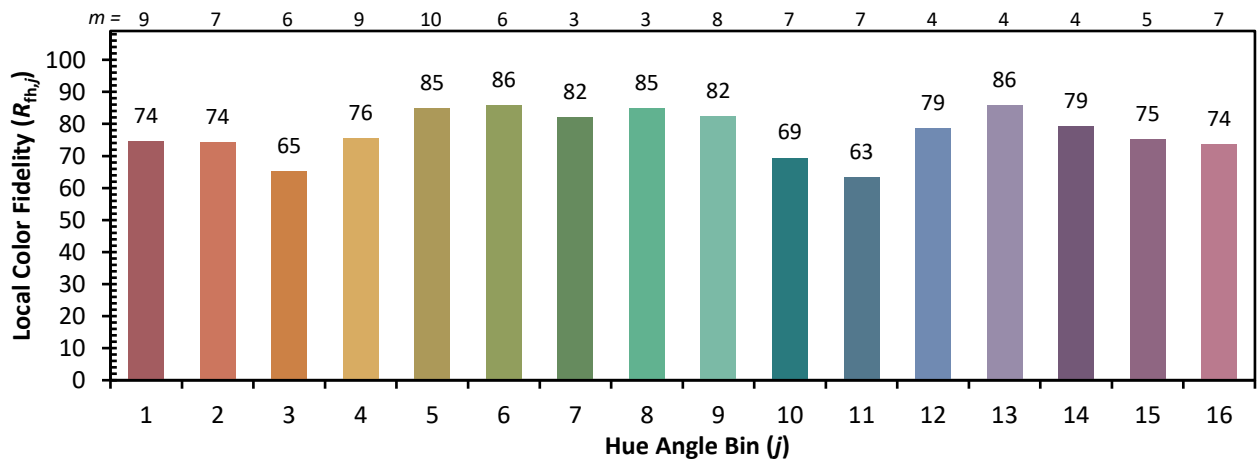
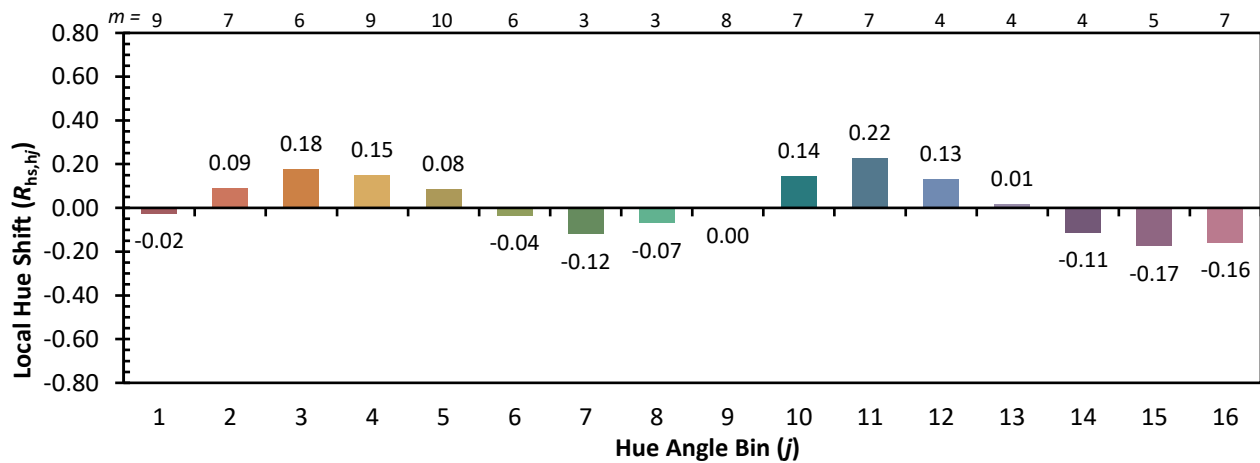
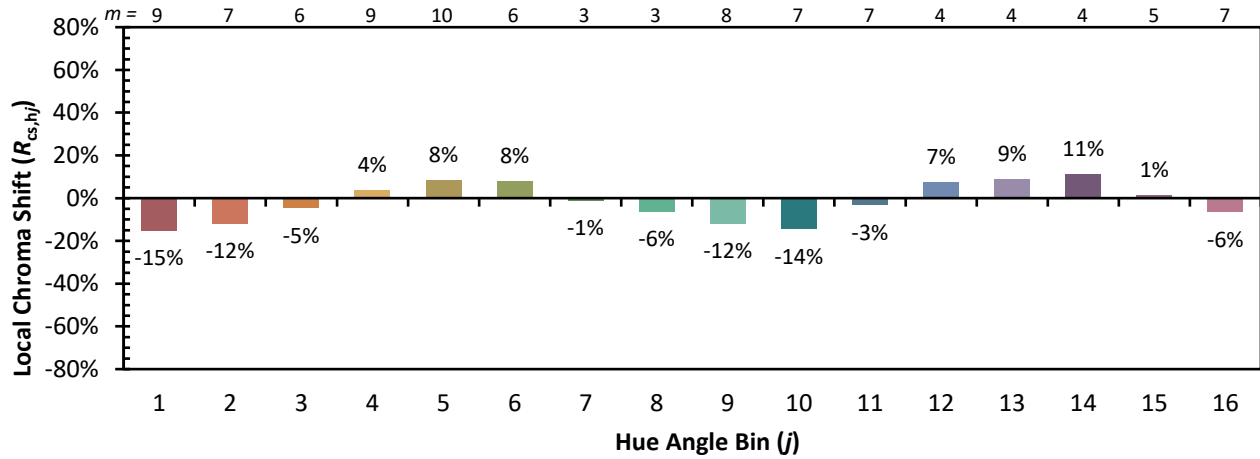


Individual Sample Fidelity Index ($R_{f,i}$)

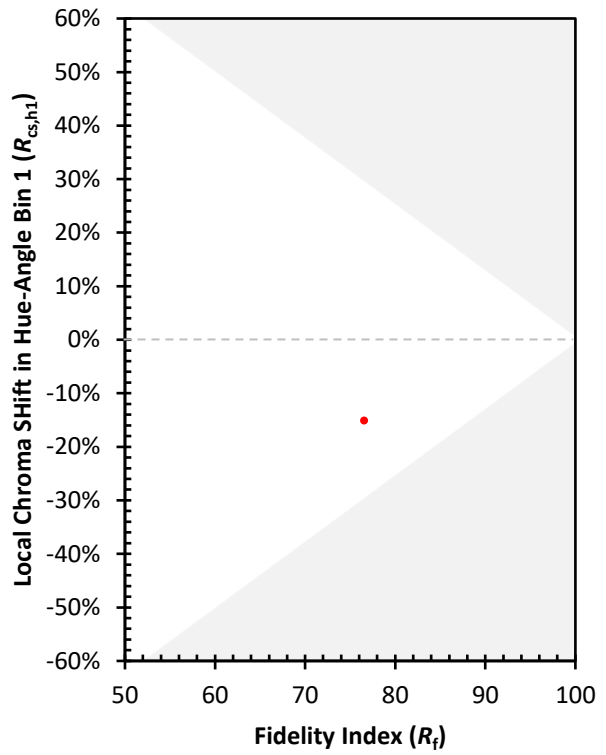
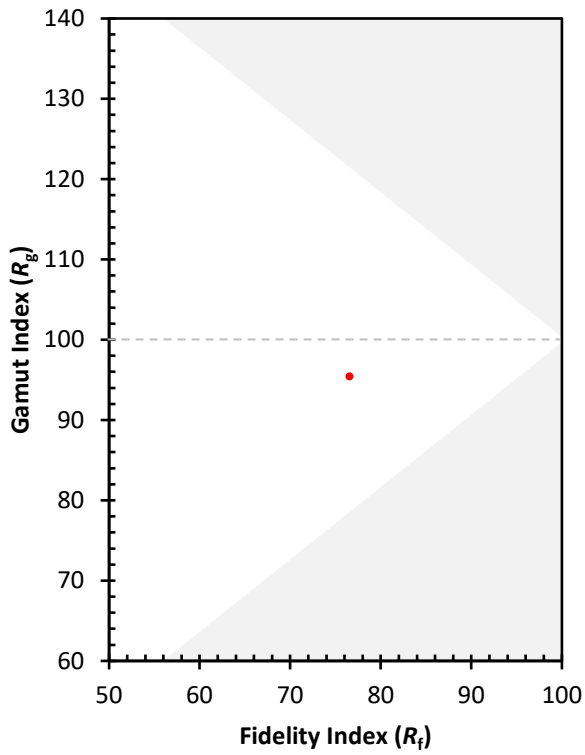
CES01 = 86	CES26 = 67	CES51 = 88	CES76 = 56
CES02 = 62	CES27 = 89	CES52 = 88	CES77 = 75
CES03 = 31	CES28 = 83	CES53 = 78	CES78 = 60
CES04 = 70	CES29 = 69	CES54 = 86	CES79 = 85
CES05 = 48	CES30 = 83	CES55 = 85	CES80 = 82
CES06 = 51	CES31 = 72	CES56 = 75	CES81 = 78
CES07 = 41	CES32 = 65	CES57 = 75	CES82 = 92
CES08 = 40	CES33 = 78	CES58 = 76	CES83 = 90
CES09 = 29	CES34 = 74	CES59 = 87	CES84 = 88
CES10 = 75	CES35 = 86	CES60 = 91	CES85 = 79
CES11 = 58	CES36 = 93	CES61 = 84	CES86 = 72
CES12 = 64	CES37 = 81	CES62 = 88	CES87 = 79
CES13 = 43	CES38 = 92	CES63 = 74	CES88 = 82
CES14 = 74	CES39 = 96	CES64 = 69	CES89 = 72
CES15 = 71	CES40 = 92	CES65 = 66	CES90 = 82
CES16 = 47	CES41 = 93	CES66 = 62	CES91 = 79
CES17 = 50	CES42 = 83	CES67 = 60	CES92 = 63
CES18 = 56	CES43 = 79	CES68 = 68	CES93 = 77
CES19 = 72	CES44 = 99	CES69 = 76	CES94 = 56
CES20 = 65	CES45 = 86	CES70 = 61	CES95 = 70
CES21 = 86	CES46 = 83	CES71 = 55	CES96 = 79
CES22 = 79	CES47 = 85	CES72 = 85	CES97 = 85
CES23 = 92	CES48 = 78	CES73 = 53	CES98 = 78
CES24 = 91	CES49 = 81	CES74 = 95	CES99 = 68
CES25 = 72	CES50 = 88	CES75 = 57	



Color Rendition by Hue-Angle Bin



Measure Comparisons



(END OF REPORT)